


Co-funded by the
Erasmus+ Programme
of the European Union



CULTURA UNIVERSALIS

STUDENT HANDBOOK



CULTURA
UNIVERSALIS

Students' Handbook for the C.U. Interactive Game

Contents

| | |
|---|----|
| Introduction | 1 |
| Adventure mode on! Let's Begin! | 2 |
| The Island of Food! | 3 |
| The games you are going to play: | 3 |
| Additional Activities | 4 |
| The Island of Sculpture! | 6 |
| The games you are going to play: | 6 |
| Additional Activities | 7 |
| The Island of Literature! | 9 |
| The games you are going to play: | 9 |
| Additional Activities | 10 |
| The Island of Traditional Costumes! | 12 |
| The games you are going to play: | 12 |
| Additional Activities | 13 |
| The Island of Landscapes! | 15 |
| The games you are going to play: | 15 |
| Additional Activities | 16 |
| The Island of Customs, Traditions and Celebrations! | 18 |
| The games you are going to play: | 18 |
| Additional Activities | 19 |
| The Island of Paintings! | 21 |
| The games you are going to play: | 21 |
| Additional Activities | 22 |
| Feedback Questionnaire | 24 |
| Appendix | 26 |

Introduction

Welcome to the student's handbook for an interactive game designed to promote intercultural awareness. This handbook has been created by the *Cultura Universalis Erasmus+ Project* to provide you with all the information you need to get the most out of this unique and exciting game.

In today's increasingly interconnected world, it is more important than ever to be able to understand and appreciate different cultures. This game has been developed with that goal in mind, to help you explore and learn about cultures from all around Europe but also around the world.

The Cultura Universalis Erasmus+ Project aims to provide you with a set of activities and the interactive game for you to develop your intercultural and prosocial competences. The content has been developed to foster curiosity and allows room for exploration which are crucial components of the learning process. It means to boost creativity, leaving aside notions of right and wrong in achieving results and familiarizing yourself with different cultural elements. Moreover, you are given the chance to get acquainted with various forms of art, reaching all types of "intelligence" to gain maximum attention and results while playing.

Intercultural competence is a set of abilities, knowledge, attitudes, and skills that allow us to appropriately and effectively manage relations with persons of different linguistic and cultural backgrounds. A person, who demonstrates intercultural competence, understands and respects people who have different cultural affinities, and holds adequate knowledge about different cultures. The **UNESCO "Intercultural Competences Framework and Intercultural Competences Tree"** visualizes the intercultural competences, to prepare individuals to a wide variety of diverse situations in daily life.

[<https://unesdoc.unesco.org/ark:/48223/pf0000219768>]

The game is designed to be both fun and educational, providing you with an engaging way to learn about different cultures and customs. Through a series of interactive challenges and activities, you will be able to gain a deeper understanding of the rich diversity of our world.

Whether you are a student who is passionate about learning about different cultures or someone who simply enjoys playing games, this handbook will provide you with all the information you need to get started. So, let's begin this exciting journey together and explore the world of intercultural awareness!

The publication has been produced within the Erasmus+ Strategic Partnership in school education "Cultura Universalis - Enhancing intercultural competence through art" (2021-2023) financed by the European Union. The partnership includes:

COOPERATIVE D'INITIATIVE JEUNES - project coordinator (France), ISON PSYCHOMETRICA (Greece), RADOSAS IDEJAS (Latvia), DEP INSTITUT SL (Spain), Akademia Humanistyczno-Ekonomiczna w Lodzi (Poland) and ELLINOAGLIKI AGOGI (Greece).

Authors: Kostas Krommydas, Georgia Papastavrou, Annabeth Hunter-Ladia (Ellinoagliko Agogi, Greece)

Project website: culturauniversalis-project.eu

The European Commission's support for the production of this publication does not constitute an endorsement of the contents, which exclusively reflect the views of the authors, and the Commission cannot be held responsible for any use which may be made of the information contained therein.



Cultura Universalis Student Handbook is licensed under a Creative Commons Attribution 4.0 International License

The Island of Food!



Welcome to the Island of Food!

“Tell me what you eat, and I’ll tell you who you are.”- Jean Anthelme Brillat-Savarin (1825).
Food plays an integral role in our lives. The food that we eat is intricately intertwined with our culture. You can learn a lot about a particular culture by exploring their food. In fact, it may be difficult to fully define a culture without a nod to their cuisine.

So, bring out your cooking skills through these games designed to test your knowledge on various cuisines!

The games you are going to play:

✓ Hidden Object

In this interactive hidden object game, you will be given a list of ingredients to find within a scene. Your task is to locate and click on each object as quickly as possible.



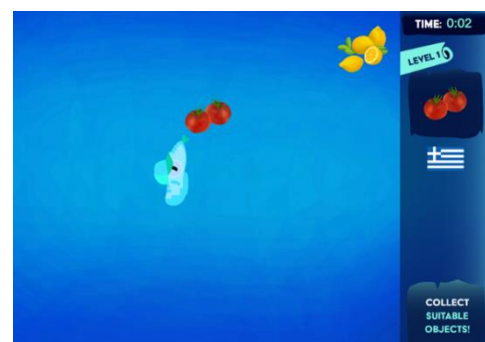
✓ Matching

In this interactive matching activity, you will drag and drop the correct flag to the corresponding traditional dish.



✓ Snake

In this interactive snake game, use your keyboard arrows to control a snake to collect food and grow longer. Be careful not to run into walls, wrong ingredients, or your own body!



Additional Activities

You completed the Island of Food! Now, try the following challenges!

a. Search to find the dishes!

1. Pastitsio



2. Auksta Zupa



3. Parsleyed Snails



4. Bigos



5. Churros



| | | | | | | | | |
|---|---|---|---|---|---|---|---|---|
| E | P | S | P | O | P | A | B | O |
| H | A | N | A | B | I | G | O | S |
| C | S | A | R | U | S | P | K | A |
| H | T | I | S | M | I | A | J | I |
| U | I | L | L | A | Z | U | P | A |
| R | T | S | E | K | A | K | U | L |
| R | S | A | Y | L | A | S | T | H |
| O | I | P | E | D | O | T | H | O |
| S | O | G | D | U | G | A | V | E |

b. Choose the missing ingredient!

1. To make Choriatici Salad you need olive oil. Green peppers and _____



tomatoes



pasta



cheese

2. To make Wholemeal Breton Cake you need flour, _____ and eggs.



snails



sugar



olive oil

3. To make Sklandrausi you need flour, carrots and _____



tomatoes



cheese



yoghurt

4. To make Dumplings (polish pierogi) you need flour, _____ and butter.



cheese



yoghurt



milk

5. To make Sobaos you need _____, lemon and liquor.



flour



olive oil



pasta

The Island of Sculpture!



Let's hop on the island of sculpture!

Sculpture is an artistic form in which hard or plastic materials are worked into three-dimensional art objects.

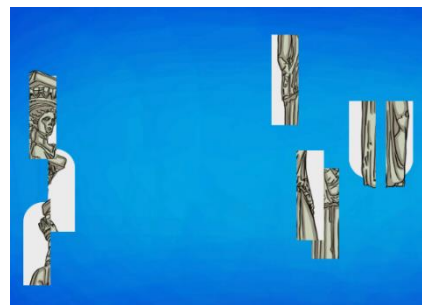
A great deal of sculpture is designed to be placed in public squares, gardens, parks, and similar open places or in interior positions where it is isolated in space and can be viewed from all directions. Other sculptures are carved in relief and is viewed only from the front and sides.

On this island you will explore the forms and effect sculptures play in expressing (national) identity!

The games you are going to play:

✓ Puzzle

In this interactive puzzle game you will have to carefully put the pieces in place in order to create the image of a sculpture. When two correct pieces are matched, you will hear a sound and they will stick together. Continue till the sculpture is complete.




✓ Matching

In this interactive matching activity, you will drag and drop the correct flag to the corresponding sculpture.



✓ Memory

In this interactive memory game, you will be presented with a set of cards that you need to flip over to find the matching pairs. One depicts a sculpture and the other its country of origin. When you find a correct pair, the cards will stay face up. Continue till you have matched them all!



Additional Activities

Congratulations! You finished the Island of Sculpture! Some more games to go!

- a. Here a sculpture from each partner country has had its letters all mixed up. Look at the flag and solve the anagram in the boxes provided.

| | |
|---------------------|---|
| eL r sPe nue |  |
| Solution: | |
| dityarCa |  |
| Solution: | |
| daRlon tatSue |  |
| Solution: | |
| suaoiKNI nopCriescu |  |
| Solution: | |
| Widn oCmb |  |
| Solution: | |

b. Fantastic, Are you ready for a game of Sculpture Guess Who?

1. I am a man meditating, seemingly facing a profound dilemma. Who am I?



Le Penseur



Voltaire Nu

2. I am a female sculpture who is also a column for an ancient building. Who am I?



Winged Victory of Samothrace



Caryatid

3. I am a sculpture honouring independence. I can be found in Riga. Who am I?



The freedom monument



Salaspils Memorial Ensemble

4. I am a representation of a famous scientist celebrated in Warsaw. Who am I?



Nierozpoznani



Nikolaus Copernicus

The Island of Literature!



Let's explore the Island of Literature!

Who hasn't read a great fairytale? Folk literature, also called folklore, is the lore (traditional knowledge and beliefs) of a culture shared by a particular group of people. It is characterised by constant variations shaped by memory, immediate need or purpose, and degree of individual talent.

The games you are going to play:

✓ Hidden Object

In this interactive hidden object game, you will be given a list of characters to find within a scene. Your task is to locate and click on each object as quickly as possible. Each character or object represents a traditional fairytale or story.



✓ Matching






In this interactive matching activity, you will drag and drop the correct flag to the corresponding fairytale.




Additional Activities

Congratulations! You finished the Island of Literature! Some more games to go!

- a. Look at the fairytales and the flag that follows and circle whether it's True or False?
Good Luck!

| | | |
|-------------------------------|-------|---|
| A little goldfish | |  |
| True | False | |
| Patufet | |  |
| True | False | |
| The lion goes to war | |  |
| True | False | |
| Parrots in disguise | |  |
| True | False | |
| The bee is punished for lying | |  |
| True | False | |

b. Perfect! Now it's time to draw your favorite fairytale!



The Island of Traditional Costumes!



Are you ready to explore the Island of Costumes?

Clothing is a representation of the traditions and the Culture, giving identity, to its folklore and can be influenced often by the traditional dances, and the costumes or clothing expresses their ideals and designs.

The traditional costume can be different in each corner of each country, and they all have a short story about the costume. Get to know them!

The games you are going to play:


✓ Matching

In this interactive matching activity, you will Drag and drop the correct country to the corresponding costume.



✓ Paper doll

In this interactive paper doll game, you will be given some items of clothing from different countries to dress a paper doll. Your task is to look at the flag and choose the correct items of clothing to dress the doll!



Additional Activities

Now, try the following challenges!

- a. Match the costumes on the left with the right country on the right. Let's see what you can remember!



b. Great job! Now, to make it more challenging, draw a line from the costume to the pin on the country it comes from! Good luck...



The Island of Landscapes!



Welcome to the Island of Landscapes!

The aim of this island is to become aware of phenomena related to nature and landscape, and thus increase the sensitivity to phenomena (also to people, their needs, diversity) and art. In addition, you are building an attitude of openness, cognitive curiosity, shapes a desire to learn about other cultures, important places, and protect nature and landscape. Students learn about the concept of cultural landscape and world heritage.

The games you are going to play:

✓ Puzzle

In this interactive puzzle game you will have to carefully put the pieces in place in order to create the image of the landscape. When two correct pieces are matches you will hear a sound and they will stick together. Continue till the landscape is complete.



✓ Matching

In this interactive matching activity, you will Drag and drop the correct country to the corresponding landscape.



Additional Activities

Congratulations! You completed the Island of Landscapes! Now, try the following challenges!

a. Below, circle the landscapes that are in each country.



Santorini



Timanfaya National Park



Tenerife, Canary Islands



Giewont mountain




Teide National Park



Daugava Valley Nature Park



Cape Kolka



Meteora



Chateau de Montsoreau



The Loire Valley





French gardens



Wawel Royal Castle

b. Match the landscapes on the left with the right flag on the right.



The Island of Customs, Traditions and Celebrations!



Welcome to the Island of Customs!

Each country, each nation, each ethnic group has its customs, traditions, and celebrations.

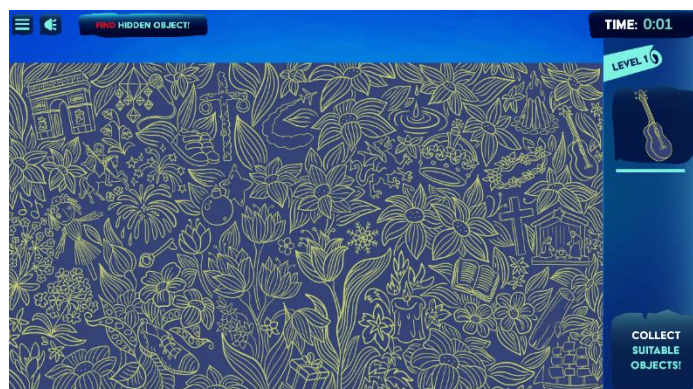
Traditions represent the transmission of doctrine, legends, historical facts, and other legacies from generation to generation. Customs are similar to traditions in that they refer to practices followed by most people and enshrined by custom. Traditions, customs and celebrations refer to the core identity of a group of people, whether it is a religious group, an ethnic group or the population of a country. They refer to specific festivals, rites, rituals, customs, usages and practices that are passed down from generation to generation.

On this island you will be asked to navigate many customs and traditions with a goal to learn what makes each one special in its own unique way. Go ahead, explore, have fun, and learn!

The games you are going to play:


✓ Hidden object

In this interactive hidden object game, you will be given a list of objects to find within a scene. Your task is to locate and click on each object as quickly as possible. Each item represents a custom or tradition.



✓ Snake

In this interactive snake game, you will control a snake to collect items related to a custom, tradition or celebration. Move the snake using the keyboard arrows. Be careful not to run into walls, into the wrong item or your own body!




Additional Activities

- a. You're doing great! Now, to make it more challenging, draw a line from the custom to the pin on the country it comes from! Good luck...



b. Cool! Now draw your favorite custom!



The Island of Paintings!



Welcome to the Island of Paintings!

Painting is a wonderful art form that allows the artist to express his thoughts and emotions through brush and paint. Although anyone can try their hand at painting, professionals distinguish between several genres of painting, which enable all paintings to be categorised and given their own place. Often, a single painting can fit into several of these genres, but most often paintings are categorised into only one of them.

On this island you will discover paintings from various countries around Europe and more. The paintings can be traditional or contemporary and characterise each country.

The games you are going to play:

✓ Puzzle

In this interactive puzzle game you will have to carefully put the pieces in place in order to create the image of the painting. When two correct pieces are matches you will hear a sound and they will stick together. Continue till the painting is complete.



✓ Matching

In this interactive matching activity, you will drag and drop the correct flag to the corresponding painting.



Additional Activities

Now that you have completed your mission on the Island of Painting, try the following challenges!

- a. Look at the flag and decide which painting comes from the corresponding country!
Circle the right answer.

| | | |
|--|--|---|
| <div style="text-align: center; margin-bottom: 10px;">  </div> <div style="display: flex; justify-content: space-around;"> <div style="text-align: center;"> <p>A</p>  <p>Ladies at the Seaside by Jēkabs Kazaks</p> </div> <div style="text-align: center;"> <p>B</p>  <p>Dancer by Joan Miró</p> </div> </div> | <div style="text-align: center; margin-bottom: 10px;">  </div> <div style="display: flex; justify-content: space-around;"> <div style="text-align: center;"> <p>A</p>  <p>Tamara in a Green Bugatti by Tamara de Lempicka</p> </div> <div style="text-align: center;"> <p>B</p>  <p>The Persistence of Memory by Salvador Dalí</p> </div> </div> | |
| <div style="text-align: center; margin-bottom: 10px;">  </div> <div style="display: flex; justify-content: space-around;"> <div style="text-align: center;"> <p>A</p>  <p>The Little Church of Cephalonia by Konstantinos Parthenis</p> </div> <div style="text-align: center;"> <p>B</p>  <p>The Queuing continues by Andrzej Wroblewski</p> </div> </div> | <div style="text-align: center; margin-bottom: 10px;">  </div> <div style="display: flex; justify-content: space-around;"> <div style="text-align: center;"> <p>A</p>  <p>Autumn sun by Vilhelms Purvitis</p> </div> <div style="text-align: center;"> <p>B</p>  <p>Children's Concert by Georgios Jakobides</p> </div> </div> | |
|  | | |
| <div style="text-align: center; margin-bottom: 10px;"> <p>A</p>  <p>Sleeping Staś by Stanisław Wyspiański</p> </div> | <div style="text-align: center; margin-bottom: 10px;"> <p>B</p>  <p>Poppies by Claude Monet</p> </div> | <div style="text-align: center; margin-bottom: 10px;">  <p>Bedroom in Arles by Vincent van Gogh</p> </div> |

b. Now, try to solve the following anagrams!

al amja eaitdvs

Solution:



epitsingrm

Solution:



eth wrtsa aht

Solution:



fater hhcucr

Solution:



lod gueeefr

Solution:



Feedback Questionnaire

You have come so far and done an incredible job learning so much about other cultures! It's time to let us know what you thought of this journey...

1. Which island did you find the most interesting?

| | | | | | | |
|-----------|-----------|------------|-----------|-----------|------------------------|-----------|
| A. | B. | C. | D. | E. | F. | G. |
| FOOD | SCULPTURE | LITERATURE | COSTUMES | LANDSCAPE | CUSTOMS AND TRADITIONS | PAINTING |

2. Which game type was the most interesting to you?

| | | | | | |
|-----------|-----------|-----------|---------------|-----------|------------|
| A. | B. | C. | D. | E. | F. |
| PUZZLE | MATCHING | MEMORY | HIDDEN OBJECT | SNAKE | PAPER DOLL |

3. Which game did you find more difficult?

| | | | | | |
|-----------|-----------|-----------|---------------|-----------|------------|
| A. | B. | C. | D. | E. | F. |
| PUZZLE | MATCHING | MEMORY | HIDDEN OBJECT | SNAKE | PAPER DOLL |

4. Did you have any difficulty, or did you go through the stages with ease?



A. I passed with ease



B. Neither



C. I struggled

5. Did you at any point need help from a teacher to navigate the game? (to start the game, with the player movement keys, the game case, etc.)



A. I managed on my own



B. A little help



C. I needed a lot of help

6. Could you easily jump to any part of the game whenever you wanted to?



A. With ease



B. Neither



C. I struggled

Feedback Questionnaire (page 2)

7. The activities in the game were fun.



A. Yes, definitely



B. Somewhat



C. No, not really

8. Through the games I learned more about other cultures.



A. Yes, a lot



B. A little bit



C. I didn't learn much

9. I would recommend the game to other students.



A. Yes, definitely



B. Maybe



C. No, I wouldn't

10. What did you like best about the Cultura Universalis game?

Finally, can you tell us a little bit about you:

11. I am a: girl boy non-binary prefer not to answer

12. I am _____ years old.

Appendix

Below, you may find the correct answers to the additional activities included in this handbook.

The Island of Food

Activity (a)

| | | | | | | | | |
|---|---|---|---|---|---|---|---|---|
| E | P | S | P | O | P | A | B | O |
| H | A | N | A | B | I | G | O | S |
| C | S | A | R | U | S | P | K | A |
| H | T | I | S | M | I | A | J | I |
| U | I | L | L | A | Z | U | P | A |
| R | T | S | E | K | A | K | U | L |
| R | S | A | Y | L | A | S | T | H |
| O | I | P | E | D | O | T | H | O |
| S | O | G | D | U | G | A | V | E |

Activity (b)

| Question | Correct answer |
|----------|----------------|
| 1 | tomatoes |
| 2 | sugar |
| 3 | yoghurt |
| 4 | milk |
| 5 | flour |

The Island of Sculpture

Activity (a)

| |
|---------------------|
| Le Penseur |
| Caryatid |
| Roland Statue |
| Nicolaus Copernicus |
| Wind Comb |

Activity (b)

| Question | Correct answer |
|----------|----------------------|
| 1 | Le Penseur |
| 2 | Caryatid |
| 3 | The freedom monument |
| 4 | Nikolaus Copernicus |

The Island of Literature

Activity (a)

| Question | Correct answer |
|----------|----------------|
| 1 | False |
| 2 | True |
| 3 | False |
| 4 | False |
| 5 | True |

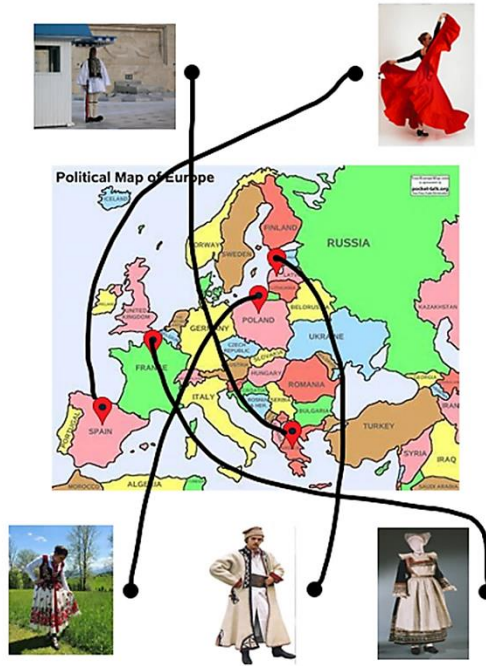
The Island of Traditional Costumes

Activity (a)

The activity consists of five photographs of traditional costumes on the left, five connecting lines in the center, and five national flags on the right. The connections are as follows:



- The top photograph (a woman in a white dress and a man in a dark coat) connects to the Greek flag.
- The second photograph (a woman in a brown dress) connects to the Polish flag.
- The third photograph (a group of people in various costumes) connects to the French flag.
- The fourth photograph (a woman in a red and white costume) connects to the Danish flag.
- The bottom photograph (a man in a blue shirt and hat) connects to the Spanish flag.

Activity (b)

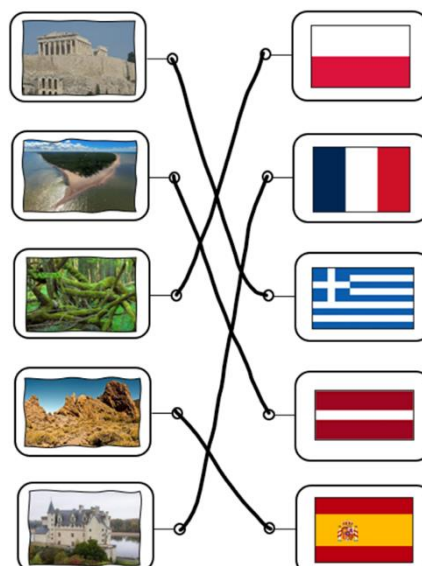


The Island of Traditional Landscapes

Activity (a)

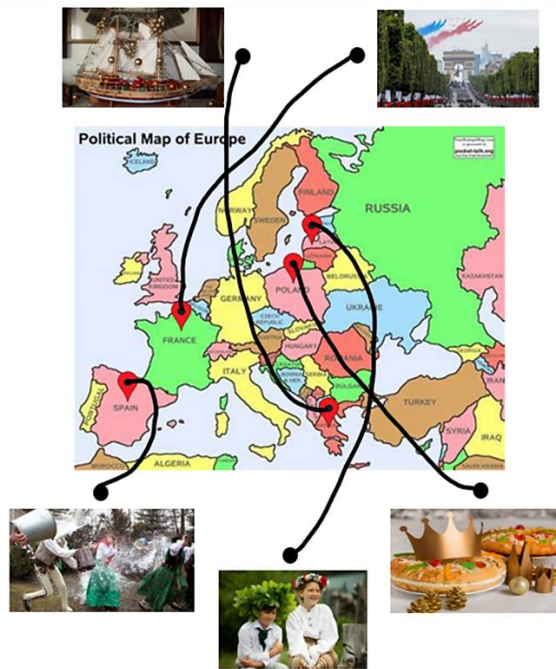
| | |
|---|--|
|  |  |
| Timanfaya National Park | Chateau de Montsoreau |
| Tenerife, Canary Islands | The Loire Valley |
| Teide National Park | French gardens |

Activity (b)



The Island of Customs, Traditions and Celebrations

Activity (a)



The Island of Paintings

Activity (a)

| Question | Correct answer |
|----------|---|
| Latvia | Ladies at the Seaside by Jēkabs Kazaks |
| Spain | The Persistence of Memory by Salvador Dalí |
| Poland | The Queuing continues by Andrzej Wroblewski |
| Greece | Children's Concert by Georgios Jakobides |
| France | Poppies by Claude Monet |

Activity (b)

| |
|-----------------|
| La maja vestida |
| Springtime |
| The Straw Hat |
| After Church |
| Old refugee |